

# FITTING AN OPTIONAL TURNBUCKLE CYLINDER

All models except C290 (model with turnbuckle cylinder)




Dismantle the drum cage connectors.




Remove the drum.




Dismantle the drum cage.




Remove the screws and the shape adapter.



Fit the cylinder into the drum mechanism.



Fit the screws.



Fit the shape adapter to the top of the turnbuckle cylinder.



Fit the screws to the top of the turnbuckle cylinder.

Please check that the inside of the cylinder is perfectly clean (no sand, no dust etc).